


INVERTED CONE

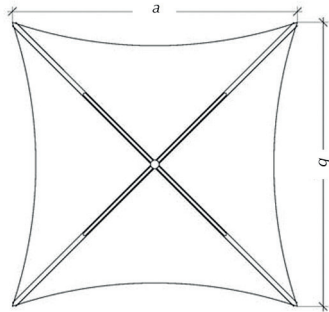


This twist on the traditional tensile structure is used for providing sheltered social and educational environments with a distinct modern and dynamic appearance.

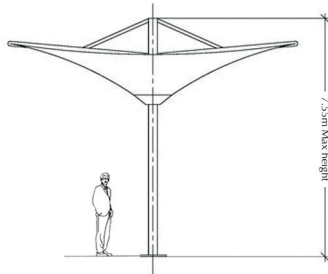
T +44 (0) 1291 638200

E mail@architen.com | www.architen.com

INVERTED CONE



Plan View



Front View

TECHNICAL DETAILS:

- Available in 7.5m and 9m sizes.
- Supplied in PVC/polyester or silicone coated glass cloth.
- Circular hollow section mild steel frame finished in any colour.
- Erected in less than 3 days.
- Approximate lifespan of 15 - 30 years.
- Lighting, polycarbonate infill panels & graphics are available.



**ARCHITEN
LANDRELL**

Station Road
Chepstow
NP16 5PF, UK



	$a(m)$	$b(m)$	
7.5m	7.5	7.5	
9m	9	9	

This structure is installed
onto foundations laid by others